



MEAN WELL
SWITCHING POWER SUPPLY
ISO-9001 CERTIFIED MANUFACTURER

DR-45
SERIES

Jameco Part Number
192680
(DR4524)

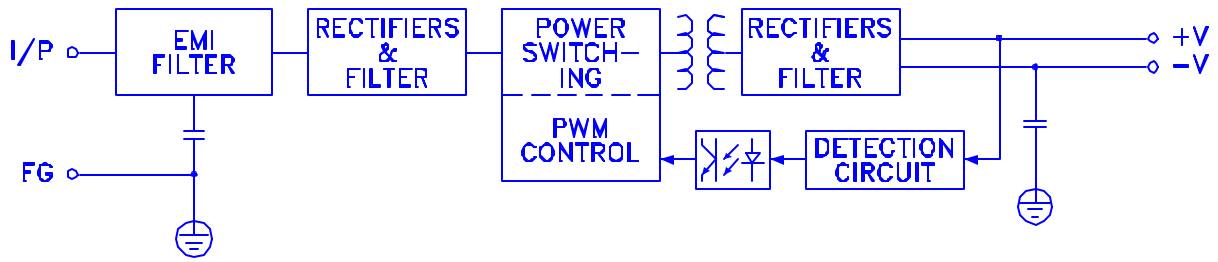
- .LOW COST, HIGH RELIABILITY
- .105°C OUTPUT CAPACITOR
- .INTERNATIONAL AC INPUT RANGE
- .HIGH EFFICIENCY, LOW WORKING TEMPERATURE
- .SOFT-START CIRCUIT, LIMITING AC SURGE CURRENT
- .SHORT CIRCUIT, OVERLOAD, OVER VOLTAGE PROTECTED
- .COMPACT SIZE, LIGHT WEIGHT
- .100% FULL LOAD BURN-IN TEST
- .BUILT IN EMI FILTER, LOW RIPPLE NOISE



MODEL	DR-4505	DR-4512	DR-4515	DR-4524
SPECIFICATION				
DC OUTPUT VOLTAGE	5V	12V	15V	24V
OUTPUT V. TOLERANCE	±2%	±1%	±1%	±1%
OUTPUT RATED CURRENT	5A	3.5A	2.8A	2A
OUTPUT CURRENT RANGE	0-5A	0-3.5A	0-2.8A	0-2A
RIPPLE & NOISE	100mVp-p	200mVp-p	240mVp-p	480mVp-p
LINE REGULATION	±1%	±1%	±1%	±1%
LOAD REGULATION	±1%	±1%	±1%	±1%
DC OUTPUT POWER	25W	42W	42W	48W
EFFICIENCY	72%	77%	77%	80%
DC VOLTAGE ADJ.	+10 , -5%	±10%		
INPUT VOLTAGE RANGE	85~264VAC 47~63Hz; 120~370VDC			
AC CURRENT	1.5A/115V 0.75A/230V			
INRUSH CURRENT	COLD START 30A/115V 60A/230V			
LEAKAGE CURRENT	<1mA/240VAC			
OVERLOAD PROTECTION	105% ~150% TYPE:CONSTANT CURRENT LIMITING RESET:AUTO RECOVERY			
OVER VOLTAGE PROTECTION	115% ~135%			
OVER TEMP. PROTECTION	Tj 135°C TYPICALLY POWER SHUTDOWN			
TEMP. COEFFICIENT	±0.03% / °C (0-50°C)			
SETUP, RISE, HOLD UP TIME	800ms:60ms: 50ms/230V			
VIBRATION	10-500Hz, 2G 10min./1cycle, PERIOD FOR 60min. EACH AXES			
WITHSTAND VOLTAGE	I/P-O/P:3KVAC I/P-FG:1.5KVAC O/P-FG:0.5KVAC			
ISOLATION RESISTANCE	I/P-O/P, I/P-FG, O/P-FG:500VDC / 100M Ohms			
WORKING TEMP., HUMIDITY	-10°C~+50°C(REFER TO OUTPUT DERATING CURVE), 20%-90% RH			
STORAGE TEMP., HUMIDITY	-20°C~+85°C, 10%-95% RH			
DIMENSION	93*78*67mm			
WEIGHT	0.4Kgs			
SAFETY STANDARDS	TUV EN60950, UL508 APPROVED			
EMC STANDARDS	CISPR22 (EN55022) CLASS B, EN61000-4-2,3,4,5,6,8,11; ENV50204, EN61000-3-2,-3, EN50082-2			

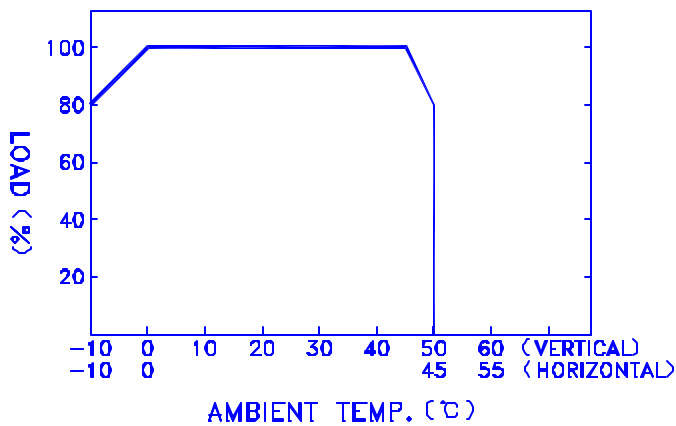
NOTE : 1.ALL PARAMETERS ARE SPECIFIED AT 230VAC INPUT, RATED LOAD, 25°C 70% RH AMBIENT.
 2.TOLERANCE : INCLUDE SET UP TOLERANCE, LINE REGULATION, LOAD REGULATION.
 3.RIPPLE & NOISE ARE MEASURED AT 20MHz BY USING A 12" TWISTED PAIR TERMINATED WITH A 0.1uF & 47uF CAPACITOR.
 4.LINE REGULATION IS MEASURED FROM LOW LINE TO HIGH LINE AT RATED LOAD.
 5.LOAD REGULATION IS MEASURED FROM 0% TO 100% RATED LOAD.

BLOCK DIAGRAM

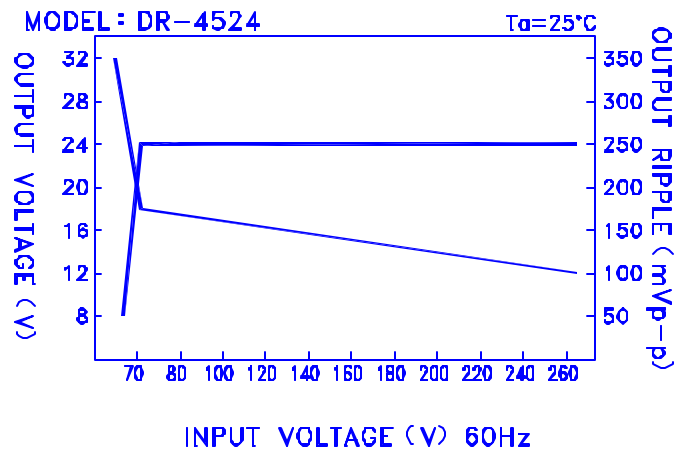


fosc : 100KHz

OUTPUT DERATING



STATIC CHARACTERISTICS



DIMENSION:mm

☒ TERMINAL PIN NO. ASSIGNMENT

- ☒ PIN 1,2 : AC INPUT
- ☒ PIN 3 : FG \perp
- ☒ PIN 4,5 : DC OUTPUT -V
- ☒ PIN 6,7 : DC OUTPUT +V
- ☒ PIN 8 : LED
- ☒ PIN 9 : +V ADJ.

- ☒ INSTALL DIN RAIL TS35/7.5 OR TS35/15

